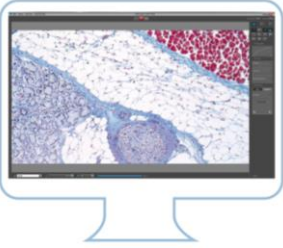




Versatility –  
giving you the freedom to work  
with your favorite equipment.



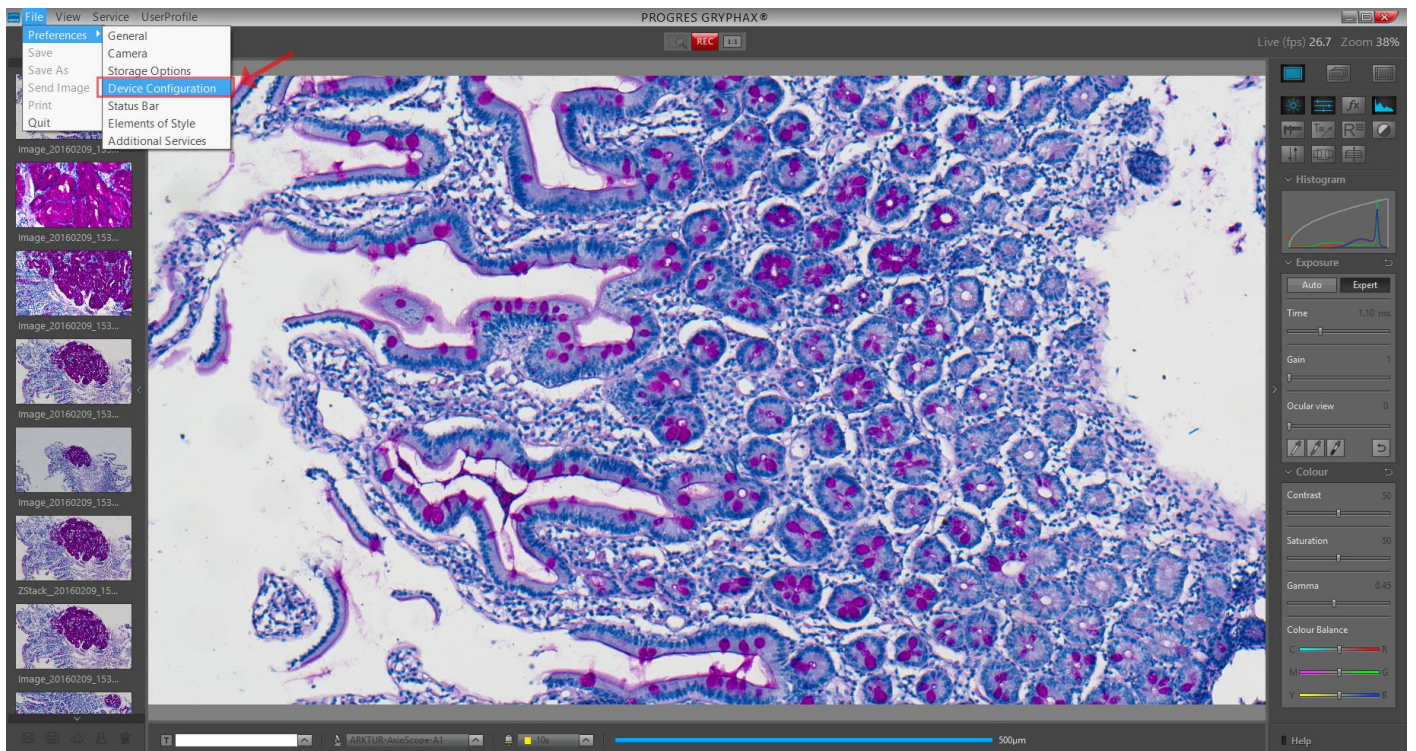
## Support of multiple device configurations

Imagine your customer would like to control multiple microscope workstations on one computer. PROGRES GRYPHAX® software enables you to configure any number of devices.

The “Status Bar” allows you to switch between configured devices easily.

### How to set-up devices with PROGRES GRYPHAX® software?

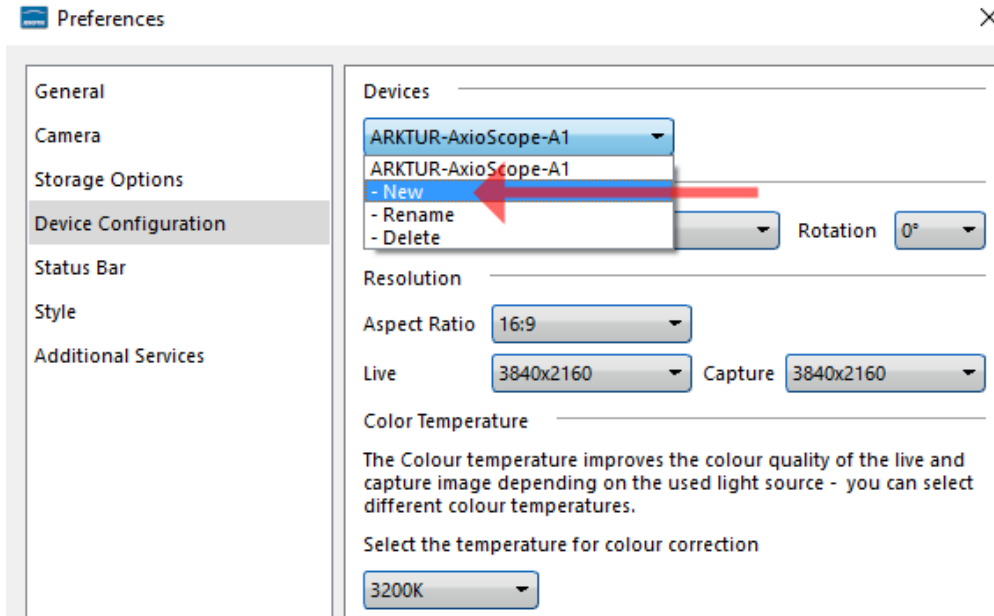
- (1) Start software with connected camera / s and go to menu: “File” and navigate to option “Preferences / Device Configuration”



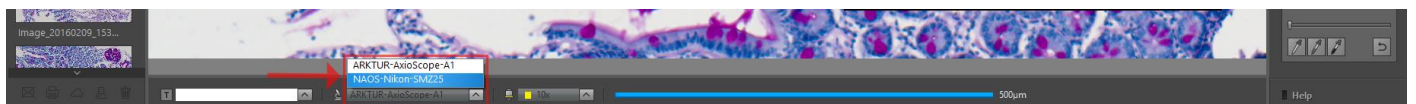
For more information please watch the [Video Tutorial – Device configuration & status bar](#)

VIDEO TUTORIAL

(2) Follow up the given structure step by step and start with giving individual "device name".



(3) After successful device configuration you are able to switch easily between your created devices and calibrated magnifications at the "Status Bar" of PROGRES® GRYPHAX microscope camera software.



(4) This software ability will enable you to enhance your daily work-flow by changing between different cameras or workstations within seconds!

Please be informed, that your configured devices can be transferred to another computer workstation as well as operating system.

Need help? Contact us!

EMAIL

Your PROGRES GRYPHAX® Team.